

### Series 100 Standard Dock Seal

**Chalfant Series 100 Standard Dock Seal** provides the best possible seal between the building and truck at your loading dock. Designed with the common variety of trucks in mind.

#### Standard Construction Features Summary

- Beveled side pads to provide tight seal against truck and prevent weather, dust, bugs, exhaust fumes from entering building.
- High resilient premium grade polyurthane foam, bonded with high quality liquid adhesive to kiln dried wood, all are encased inside the dock seal fabric cover to protect it from abuse and the elements (optional 14 gauge galvanized steel backing also available).
- All pads are equipped with air vents to help minimize rupture, and drain holes equipped with brass grommet type drain holes to reduce moisture build-up.
- Wide variety of tested high quality fabrics available.
- One (1) year Guarantee against manufacturing defects in material & workmanship from date of installation. \*(see warranty)

#### 3-in-1 Guardian Dor-Seal System Options

- Patented anti-theft protection - Added security.
- Foam backing - Conforms to building wall irregularities.
- Extra wood substructure - Strong, secure connections for installations.

#### General Options

- Flame-retardent fabric
- Door numbers on unit (specify in notes)
- Reinforce inside side pad wear face;  48" high  96" high
- Bottom draft flaps:  3"  6"  Inside  Front  All
- Metal hood length:  10'  12'; Proj.:  14"  18"  24"  36"

#### Stock Model(s) Call For Availability

- Model 130 for door opening 8'0" x 8'0", 10" projection, color -black.
- Model 130 for door opening 8'0" x 9'0", 20" projection, color -black.
- Model 131 for door opening 8'0" x 8'0", 10" projection, color -black.
- Model 131 for door opening 8'0" x 9'0", 20" projection, color -black.

**Chalfant has pioneered**, developed and provided the industry with quality loading dock equipment since 1940. Safe, affordable, reliable dock equipment, to meet your application needs.

#### Select Base And Unit Color

- |                                      |                                      |  |  |   |   |  |
|--------------------------------------|--------------------------------------|--|--|---|---|--|
| <input type="checkbox"/> 22 oz Vinyl | <input type="checkbox"/> 40 oz Vinyl | <input type="checkbox"/> 16 oz Hypalon | <input type="checkbox"/> 40 oz Hypalon | <input type="checkbox"/> 16 oz Neoprene | <input type="checkbox"/> 40 oz Neoprene | <input type="checkbox"/> High-Tear Resistant Guardian 60 |
| <input type="checkbox"/> Black       | <input type="checkbox"/> Black       | <input type="checkbox"/> Black         | <input type="checkbox"/> Black         | <input type="checkbox"/> Black          | <input type="checkbox"/> Black          | <input type="checkbox"/> Black                           |
| <input type="checkbox"/> Blue        | <input type="checkbox"/> Blue        | <input type="checkbox"/> Blue          | <input type="checkbox"/> Tan           |   |   |  |
| <input type="checkbox"/> Tan         | <input type="checkbox"/> Tan         | <input type="checkbox"/> Green         | <input type="checkbox"/> Brown         |   |   |  |
| <input type="checkbox"/> Green       | <input type="checkbox"/> Brown       | <input type="checkbox"/> Brown         |  |   |   |  |
| <input type="checkbox"/> Brown       |                                      |  |  |   |   |  |

Note: Samples of materials are available upon request, consult Chalfant for other available colors.

#### Select Optional Contact Face

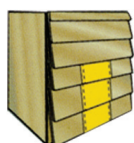
Wear Face

Guardian Face


Guardian Pleat GP4

Guardian Pleat GP8

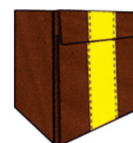
Guardian Pleat GP 16



For Heavy Use.  
Exposure: 4"  
Overlap: 5"  
Total Length: 9"



For Medium Use.  
Exposure: 8"  
Overlap: 10"  
Total Length: 18"



For Medium Use.  
Exposure: 16.5"  
Overlap: 1.5"  
Total Length: 18"

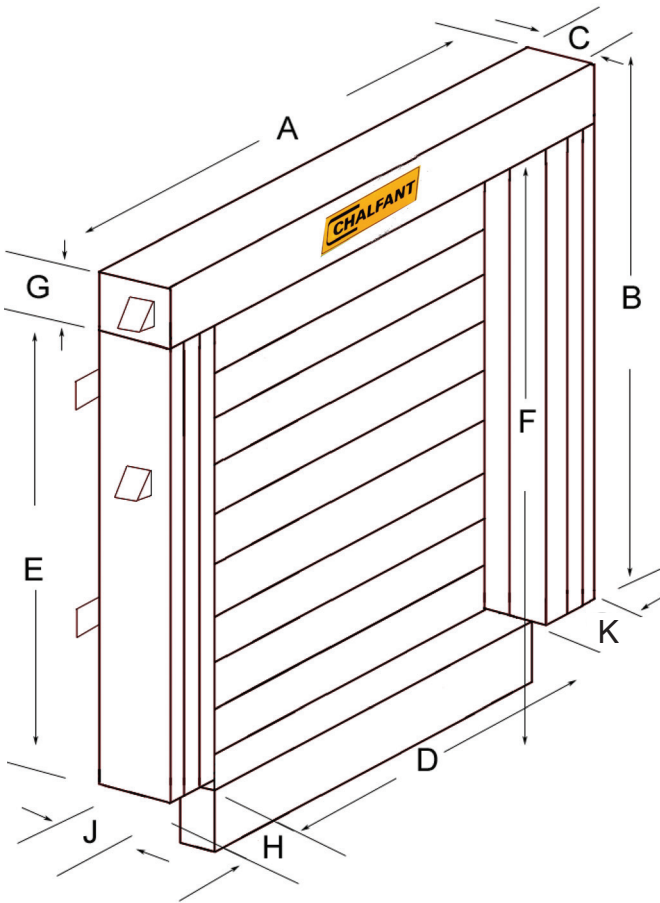
#### Select Contact Fabric

- 22 oz Vinyl
- 40 oz Vinyl
- 16 oz Hypalon
- 40 oz Hypalon
- 16 oz Neoprene
- 40 oz Neoprene
- High-Tear Resistant Guardian 60



Shown with optional full length guide stripe and 4" Exposure Guardian Pleats

**Series 100 Standard Dock Seal**



**General Information**

Model: \_\_\_\_\_ Color: \_\_\_\_\_  
 Door Width (A): \_\_\_\_\_ Door Height (B): \_\_\_\_\_  
 Number of Units: \_\_\_\_\_ Base Fabric: \_\_\_\_\_  
 Contact Material: \_\_\_\_\_ Contact Face Type: \_\_\_\_\_  
 Inside Wear Face: \_\_\_\_\_  Flame-Retardant Fabric  
 Guide Stripe:  Yellow  Orange  
 Full Length  Standard Length  
 Dock Height (D): \_\_\_\_\_ Dock Bumper Projection: \_\_\_\_\_  
 Plus Wall Set Back: \_\_\_\_\_ Total (F): \_\_\_\_\_  
 Approach:  % of Incline \_\_\_\_\_ Bumper Projection \_\_\_\_\_  
 % of Decline \_\_\_\_\_ Bumper Projection \_\_\_\_\_  
 Level Drive Approach Bumper Projection \_\_\_\_\_  
 Distance Between Doors: \_\_\_\_\_ Between Units: \_\_\_\_\_  
 Clearance Above Doors: \_\_\_\_\_ Above Units: \_\_\_\_\_

**Standard Seal Information**

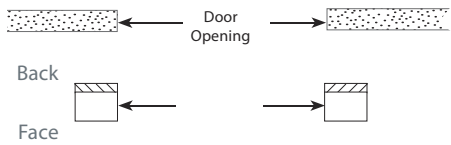
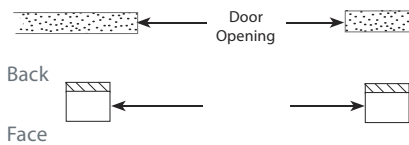
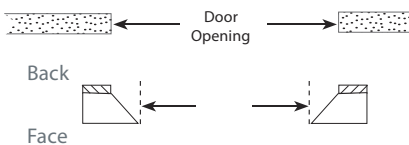
Overall Pad Length (E): \_\_\_\_\_  
 Head Pad Height (G): \_\_\_\_\_  
 Side Pad Dimensions: Face (H): \_\_\_\_\_ Back (K): \_\_\_\_\_  
 Unit Projection: Top (C) \_\_\_\_\_ Bottom (J) \_\_\_\_\_  
 Bottom Draft Flaps:  3"  6"  Inside  Front  All  
 Mounting Brackets:  Flats & Angles  1.5" Offset  
 Offset Amount \_\_\_\_\_  
 Front of Seal Opening: Width (D) \_\_\_\_\_ Height (E) \_\_\_\_\_  
 Overall Outside Dimensions: Width (A) \_\_\_\_\_ Height (B) \_\_\_\_\_

**SPECIFY DOCK SEAL PAD TYPE & MOUNTING**

Type A - Beveled Pad Flush Mount

Type B - Non-Beveled, Off-Set Mount

Type C - Non-Beveled Pad, Flush Mount



**SIDE PAD DIMENSIONS** - Width of Face \_\_\_\_\_ Width of Back \_\_\_\_\_

Customer: \_\_\_\_\_  
 Signature Approval By: \_\_\_\_\_  
 Project: \_\_\_\_\_  
 Address: \_\_\_\_\_  
 City: \_\_\_\_\_ State: \_\_\_\_\_  
 Architect/GC: \_\_\_\_\_

*Authorized Dealer*